

# Wigston Menphys Nursery School

## Equalities Data

### Annual Information on pupil's protected characteristics 2024-2025

**All pupils are identified as disabled**

**This information relates to the number of pupils on roll as of March 2025**

The breakdown of this total number on roll is - **46 pupils**

Year -2: **15 pupils**

Year -1: **23 pupils**

Year 0: **8 pupils**

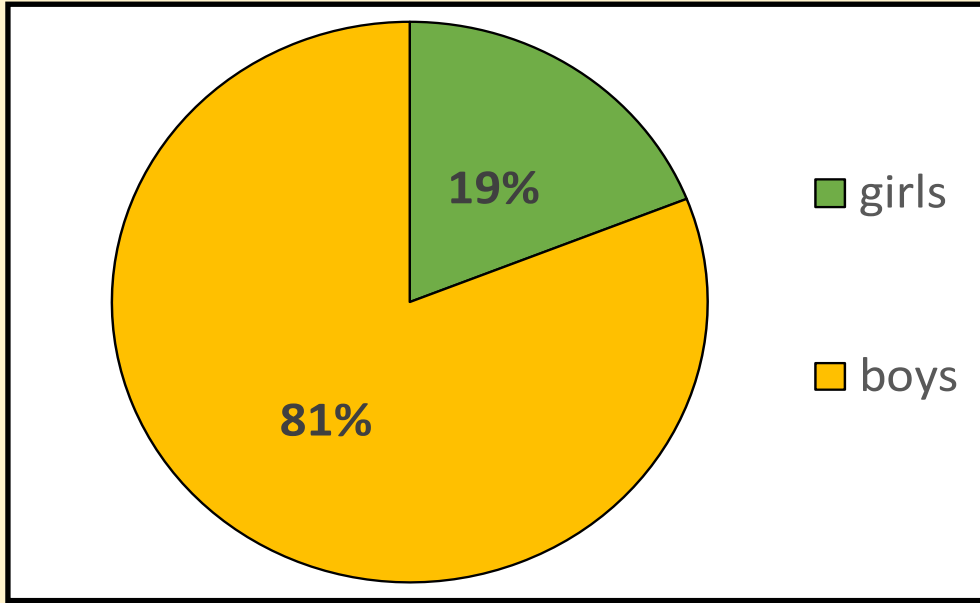
#### **Disadvantaged Pupils**

The term 'disadvantaged pupils' is used to mean: pupils with special educational needs and/or disabilities (SEND); pupils who meet the definition of children in need of help and protection (CIN); pupils receiving statutory local authority support from a social worker (Child Protection); and pupils who otherwise meet the criteria used for deciding the school's pupil premium funding (this includes pupils claiming free school meals at any point in the last 6 years, looked after children (children in local authority care) and/or children who left care through adoption or another formal route), free school meals at any point in the last 6 years, looked after children (children in local authority care) and/or children who left care through adoption or another formal route).

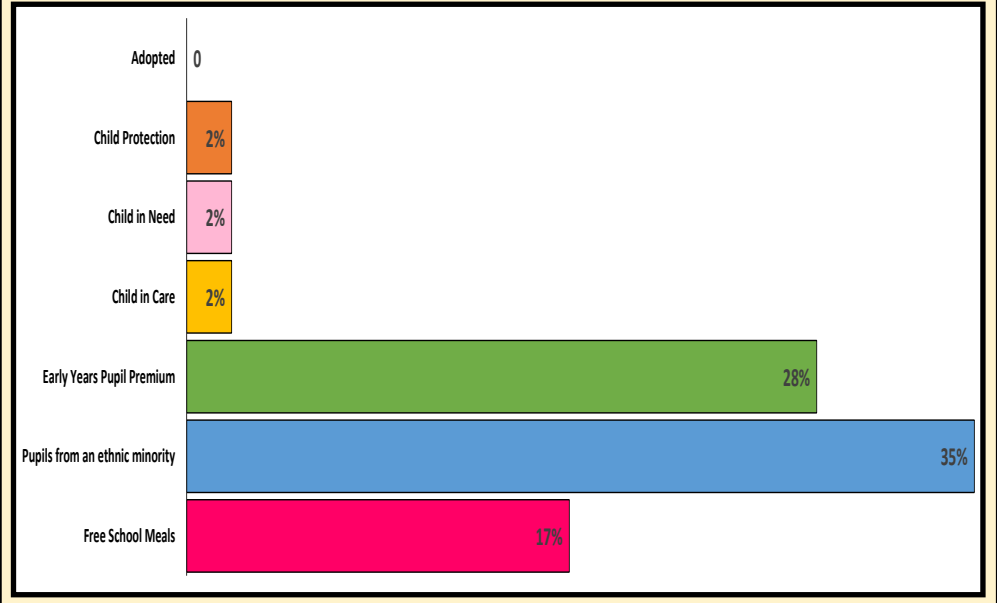
The data shown on the next page has removed SEND from the criteria; 100% of our pupils would be described as disadvantaged if the description above was applied strictly.

**5 pupils have English as an Additional Language; these languages are Punjabi (3 children), Gujarati (1 child) and Latvian (1 child).**

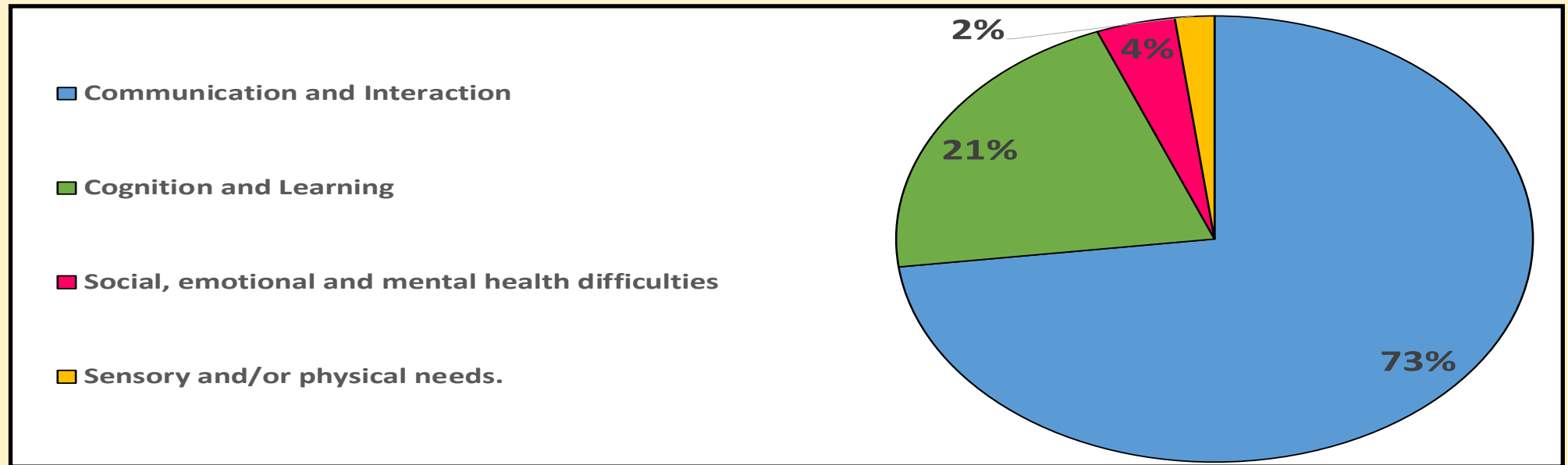
### Gender split (53 total)



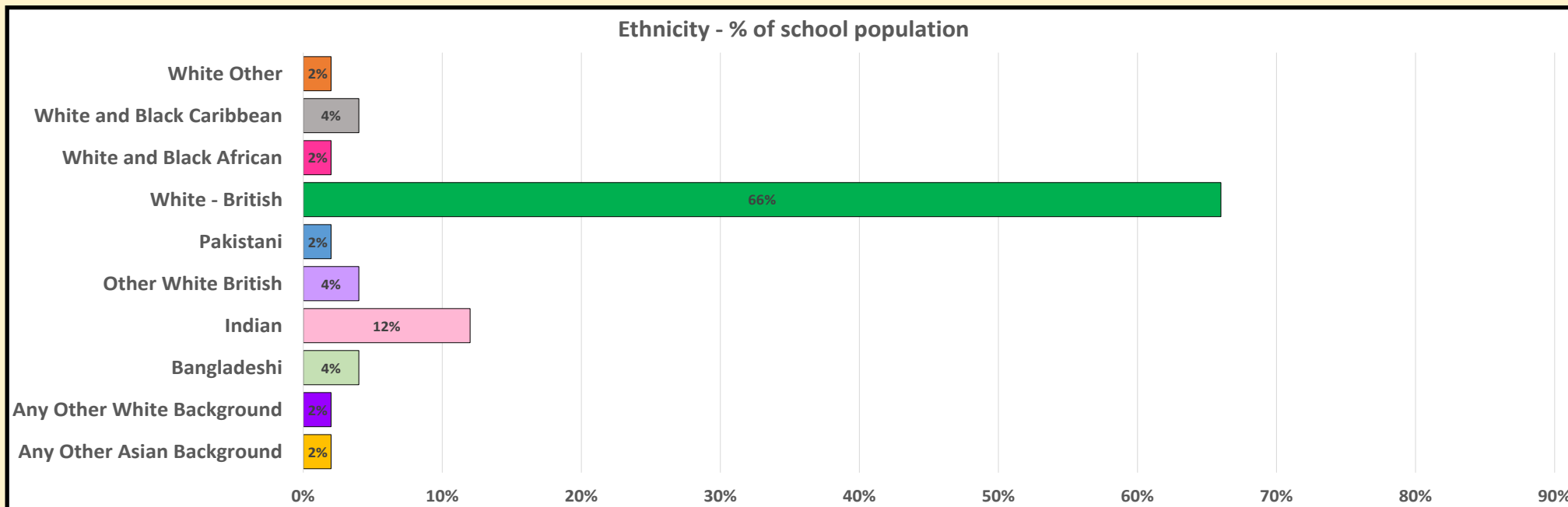
### Disadvantaged Pupils %



### Primary Area of Need



## Ethnicity



Ethnicity	% of School Population	Number of Pupils
Any Other Asian Background	2%	1
Any Other White Background	2%	1
Bangladeshi	4%	2
Indian	12%	5
Other White British	4%	2
Pakistani	2%	1
White - British	66%	30
White and Black African	2%	1
White and Black Caribbean	4%	2
White Other	2%	1

# Sketchley Hill Menphys Nursery School

## Equalities Data

### Annual Information on pupil's protected characteristics 2024-2025

**All pupils are identified as disabled**

**This information relates to the number of pupils on roll as of March 2025**

The breakdown of this total number on roll is - **53 pupils**

Year -2: **12 pupils**

Year -1: **37 pupils**

Year 0: **4 pupils**

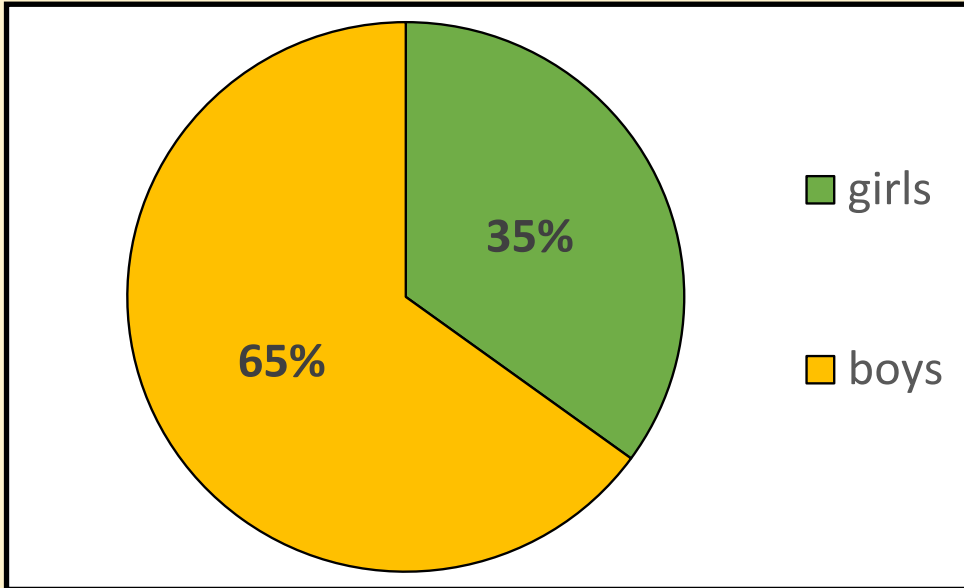
#### **Disadvantaged Pupils**

The term 'disadvantaged pupils' is used to mean: pupils with special educational needs and/or disabilities (SEND); pupils who meet the definition of children in need of help and protection (CIN); pupils receiving statutory local authority support from a social worker (Child Protection); and pupils who otherwise meet the criteria used for deciding the school's pupil premium funding (this includes pupils claiming free school meals at any point in the last 6 years, looked after children (children in local authority care) and/or children who left care through adoption or another formal route), free school meals at any point in the last 6 years, looked after children (children in local authority care) and/or children who left care through adoption or another formal route).

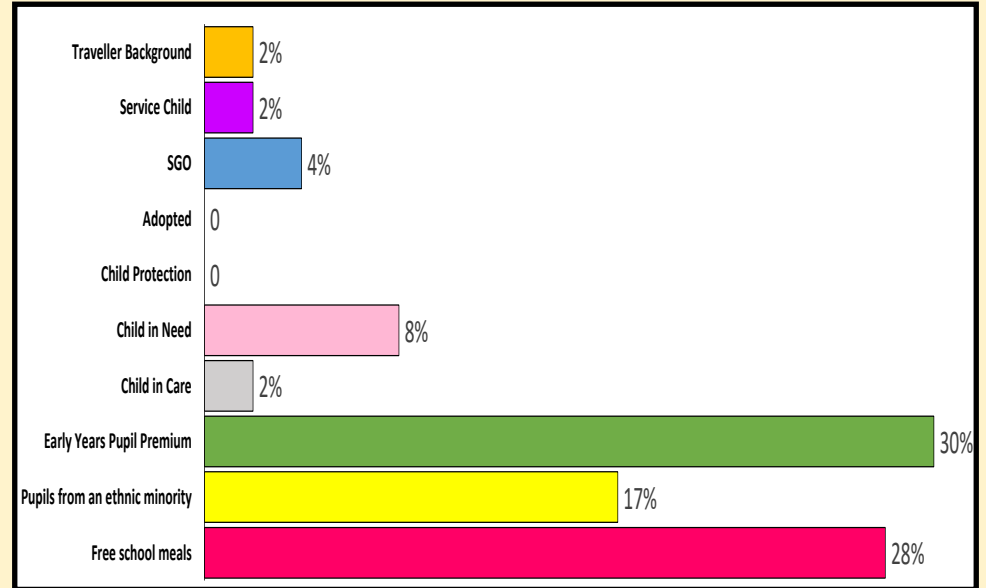
The data shown on the next page has removed SEND from the criteria; 100% of our pupils would be described as disadvantaged if the description above was applied strictly.

**1 pupil has English as an Additional Language; this language is Polish**

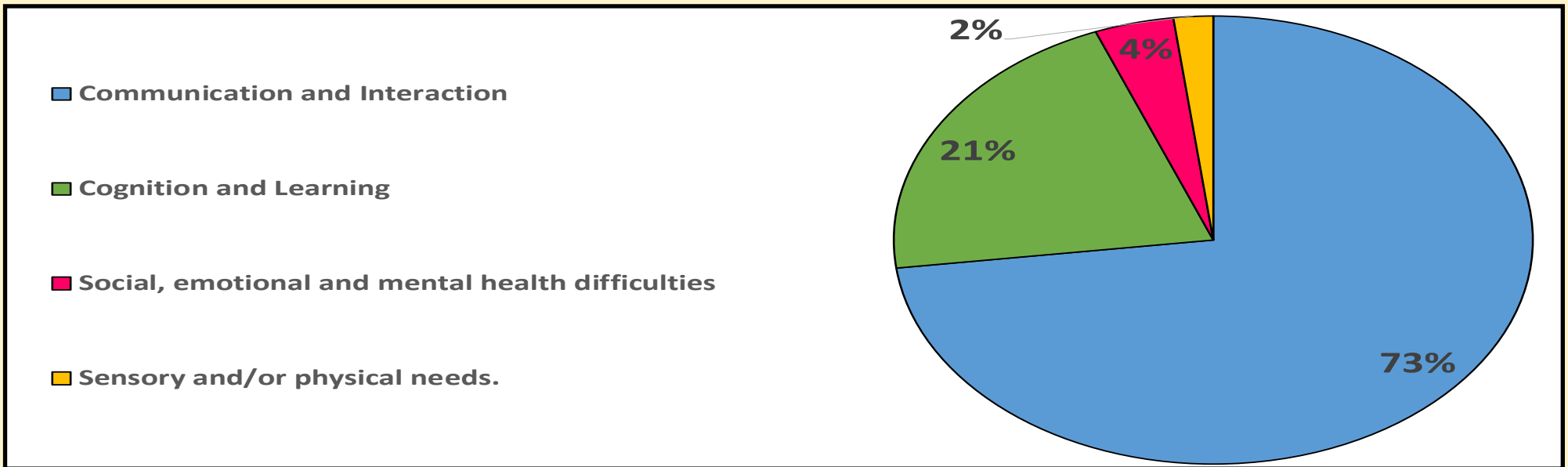
### Gender split (46 total)



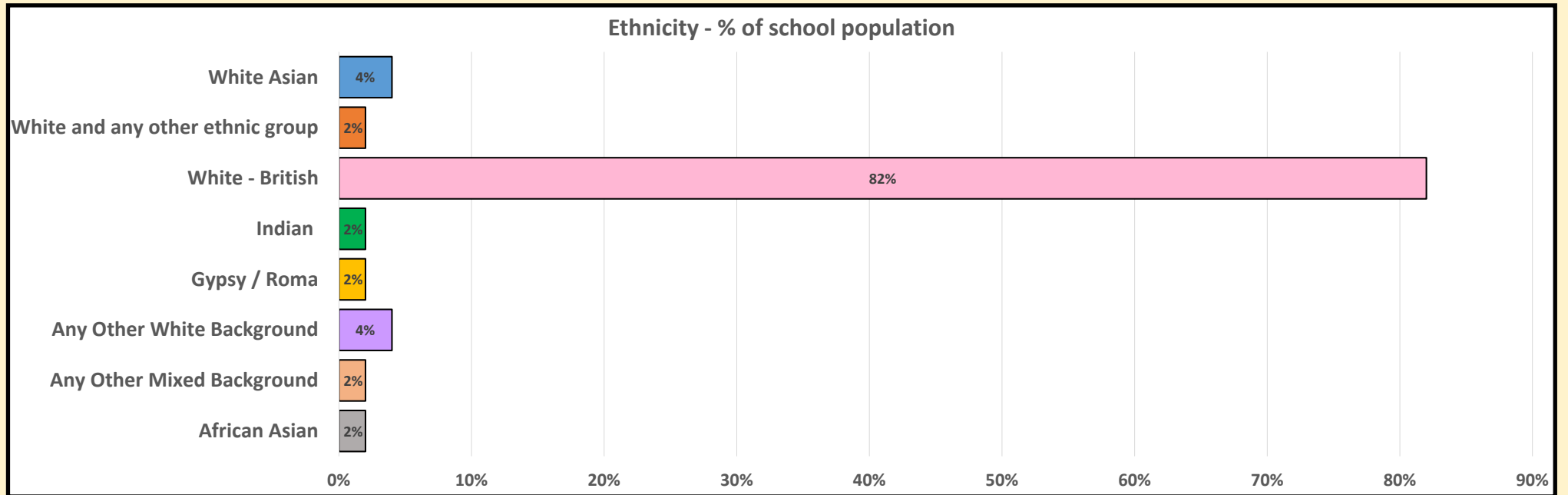
### Disadvantaged Pupils %



### Primary Area of Need



## Ethnicity



Ethnicity	% of School Population	Number of Pupils
African Asian	2%	1
Any Other Mixed Background	2%	1
Any Other White Background	4%	2
Gypsy / Roma	2%	1
Indian	2%	1
White - British	82%	44
White and any other ethnic group	2%	1
White Asian	4%	2